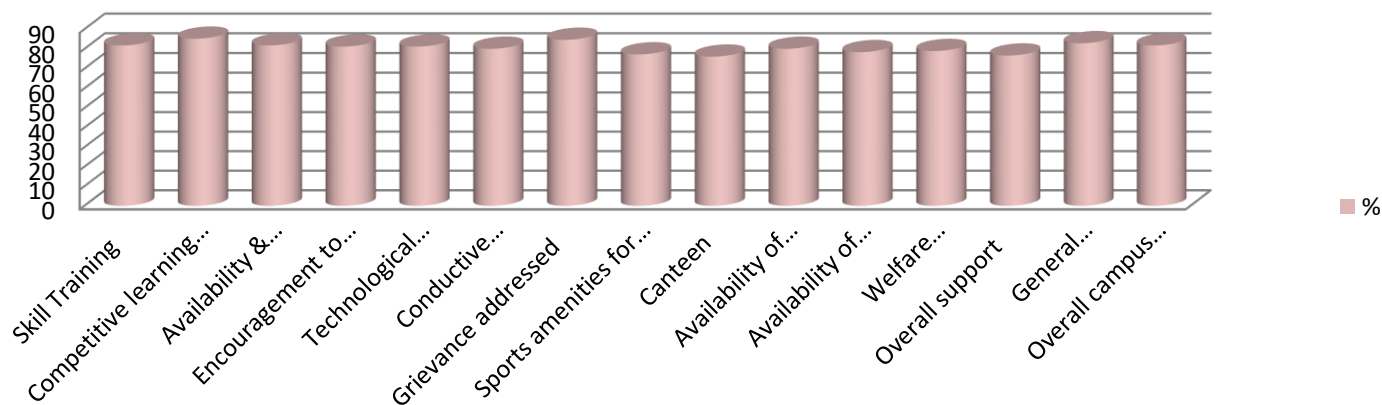


Sarada Vilas College
Feedback Analysis of Teaching Faculty
Criteria-wise Feedback 2017-18

Sl. No	Criteria for Analysis	%
1	Teaching Skill Training	81.82
2	Competitive learning atmosphere	85.23
3	Availability & Accessibility of Library	81.82
4	Encouragement to research & development	81.25
5	Technological Support to faculty	81.25
6	Conductive Atmosphere of the institution	80.11
7	Grievance addressed	84.66
8	Sports amenities for faculty	77.27
9	Canteen	76.14
10	Availability of Teaching & Learning tool	80.11
11	Availability of extracurricular activities for faculty	78.41
12	Welfare measurements	78.98
13	Overall support	76.70
14	General Administration in the campus	82.95
15	Overall campus experience	81.82

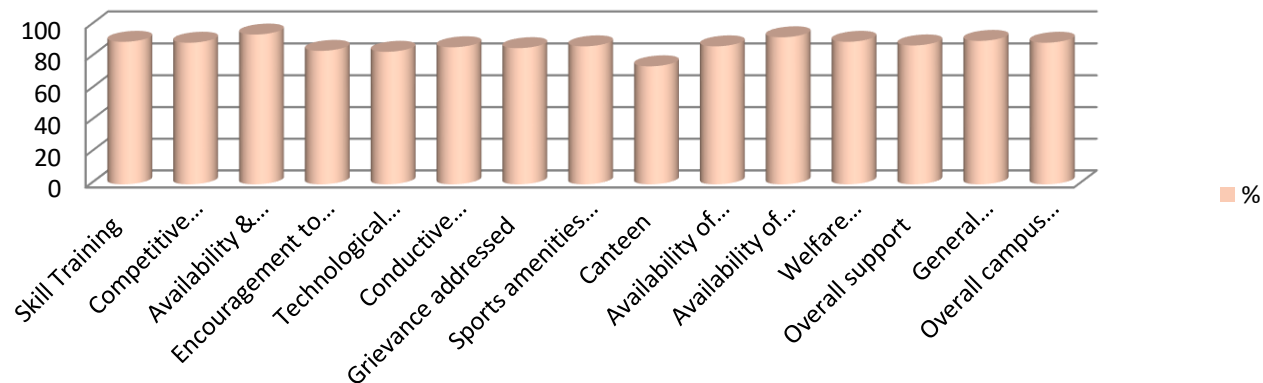
Teaching Faculty Feedback 2017-18



Sarada Vilas College
Feedback Analysis of Teaching Faculty
Criteria-wise Feedback 2018-19

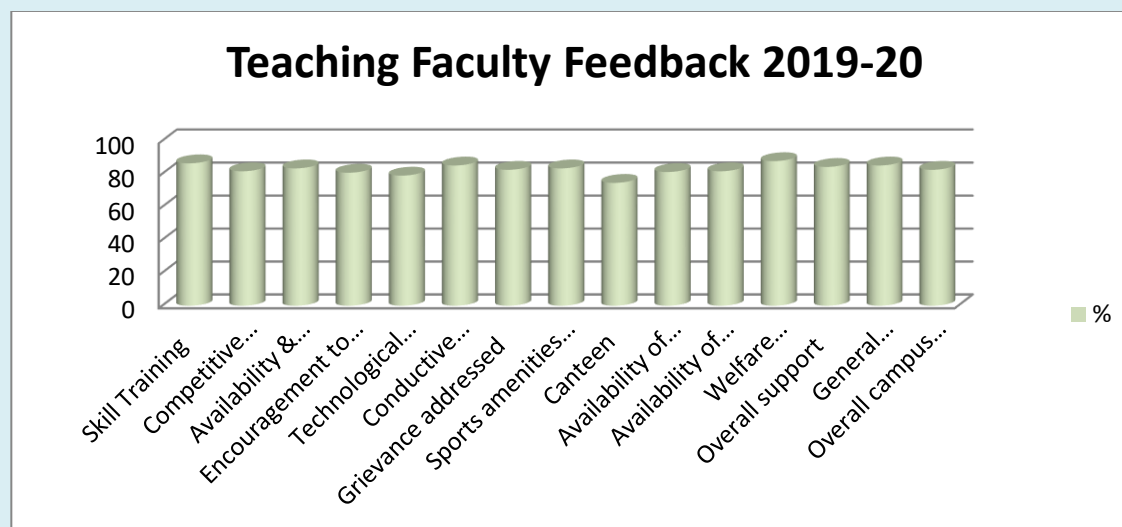
Sl. No	Criteria for Analysis	%
1	Skill Training	89.77
2	Competitive learning atmosphere	89.2
3	Availability & Accessibility of Library	94.32
4	Encouragement to research & development	84.09
5	Technological Support to faculty	83.52
6	Conductive Atmosphere of the institution	86.36
7	Grievance addressed	85.8
8	Sports amenities for faculty	86.93
9	Canteen	74.43
10	Availability of Teaching & Learning tool	86.93
11	Availability of extracurricular activities for faculty	92.61
12	Welfare measurements	89.77
13	Overall support	87.5
14	General Administration in the campus	90.34
15	Overall campus experience	89.2

Teaching Faculty Feedback 2018-19



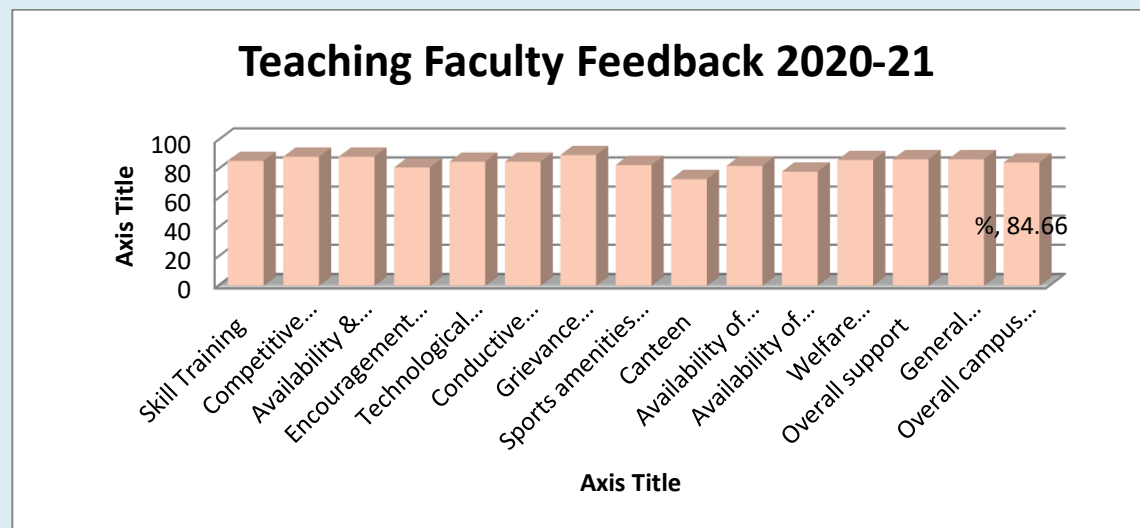
Sarada Vilas College
Feedback Analysis of Teaching Faculty
Criteria-wise Feedback 2019-20

Sl. No	Criteria for Analysis	%
1	Skill Training	86.4
2	Competitive learning atmosphere	81.58
3	Availability & Accessibility of Library	83.33
4	Encouragement to research & development	80.7
5	Technological Support to faculty	78.95
6	Conductive Atmosphere of the institution	85.09
7	Grievance addressed	82.46
8	Sports amenities for faculty	83.33
9	Canteen	74.56
10	Availability of Teaching & Learning tool	81.14
11	Availability of extracurricular activities for faculty	81.58
12	Welfare measurements	87.72
13	Overall support	84.21
14	General Administration in the campus	85.09
15	Overall campus experience	82.46



Sarada Vilas College
Feedback Analysis of Teaching Faculty
Criteria-wise Feedback 2020-21

Sl. No	Criteria for Analysis	%
1	Skill Training	85.8
2	Competitive learning atmosphere	88.64
3	Availability & Accessibility of Library	88.64
4	Encouragement to research & development	81.25
5	Technological Support to faculty	85.23
6	Conductive Atmosphere of the institution	85.23
7	Grievance addressed	89.77
8	Sports amenities for faculty	82.95
9	Canteen	73.3
10	Availability of Teaching & Learning tool	82.39
11	Availability of extracurricular activities for faculty	78.41
12	Welfare measurements	86.36
13	Overall support	86.93
14	General Administration in the campus	86.93
15	Overall campus experience	84.66



Sarada Vilas College
Feedback Analysis of Teaching Faculty
Criteria-wise Feedback 2021-22

Sl. No	Criteria for Analysis	%
1	Skill Training	84.8
2	Competitive learning atmosphere	77.94
3	Availability & Accessibility of Library	87.25
4	Encouragement to research & development	80.39
5	Institutional Support	83.82
6	Grievance addressed	81.37
7	Availability of Teaching & Learning tool	85.78
8	Availability of extracurricular activities for faculty	83.33
9	Welfare measurements	80.88
10	Overall support	87.75

Teaching Faculty Feedback 2021-22

